

37 4x50m Medley Men Final

Official

NZR

Open New Zealand Short Course
Record

1:34.77

2023-08-11

Club 37

 Hawkes Bay Club 37



Entries

























Heats
















Summary

Total

Rank	Competitor	Age	Club	RT	PTS	Result
1	 Club 37 A	13	 Club 37	0.66		1:36.82 Entry: 1:37.06 (-0.24)
	Zachary Dell	23	(0.66) 12.60 24.67			
	Joshua Gilbert	23	(0.23) 14.46 51.06			
	Jack Hendy	23	(0.31) 13.02 1:14.91			
	Carter Swift	25	(0.31) 11.39 1:36.82			
2	 North Shore Swimming Club A	13	 North Shore...	0.55		1:38.50 Entry: 1:39.48 (-0.98)
	Cooper Morley	20	(0.55) 11.95 23.84			
	Blair Helms	22	15.53 52.12			
	MacAllister Clark	22	(0.04) 13.08 1:15.80			
	Henry Williams	21	(0.39) 11.91 1:38.50			
3	 Coast Swimming Club A	13	 Coast Swi...	0.70		1:38.98 Entry: 1:40.36 (-1.38)
	Cameron Gray	21	(0.70) 12.11 23.96			
	Sam Brown	20	(0.38) 15.43 52.00			
	Sam Kenny	18	(0.29) 13.53 1:16.46			
	Igor Russanov	17	(0.31) 11.79 1:38.98			
4	 United Swimming Club A	13	 United Swi...	0.67		1:41.46 Entry: 1:42.96 (-1.50)
	James Crosbie	18	(0.67) 13.32 26.54			
	Hara Hughes	18	(0.26) 15.49 54.75			
	Ryan Peck	18	(0.44) 13.38 1:19.10			
	Mohamed Masoud	29	(0.39) 11.74 1:41.46			
5	 Vikings Swim Club Inc A	13	 Vikings Swi...	0.62		1:43.00 Entry: 1:44.20 (-1.20)
	Harrison James	17	(0.62) 13.21 26.03			
	Emlyn Clayden	20	(0.59) 16.62 56.43			
	Christopher Elson	26	(0.33) 12.82 1:19.82			
	Luke Manderson	15	(0.23) 12.36 1:43.00			
6	 Swimming Queensland A	13	 Swimming ...	0.68		1:43.07 Entry: 1:44.56 (-1.49)
	Max Cunningham (V)	15	(0.68) 13.39 26.54			
	Oscar Kolenbet (V)	15	(0.45) 16.27 56.65			
	Ethan Slatter (V)	16	(0.31) 13.41 1:20.73			
	Charlie Russell (V)	17	(0.29) 11.61 1:43.07			
7	 Swimming Queensland B	13	 Swimming ...	0.57		1:44.53 Entry: 1:46.20 (-1.67)
	Lincoln Wearing (V)	14	(0.57) 13.39 26.49			
	Cael Eley (V)	16	(0.40) 16.21 56.27			
	Jake Tysoe (V)	16	(0.14) 13.57 1:21.02			
	Charlie Lutton (V)	17	(0.25) 12.26 1:44.53			

8	 North Shore Swimming Club B	13	 North Shore...	0.63	1:44.57 Entry: 1:43.49 (+1.08)
	John Quirk	21 (0.63)	13.42	26.35	
	Benson Li	18 (0.48)	15.73	55.13	
	Jacob Humphries	15 (0.47)	13.96	1:20.65	
	Samuel Poching	21 (0.11)	12.82	1:44.57	
9	 Nga Tai Tuatea a Taraika Sw...	13	 Nga Tai Tu...	0.54	1:44.69 Entry: 1:49.21 (-4.52)
	Alessandro Esposito	20 (0.54)	12.91	25.40	
	Thomas Logger	20 (0.53)	16.43	55.19	
	Curtis Mellsop	21 (0.30)	14.12	1:21.10	
	Luojingxi Chen	15 (0.42)	12.05	1:44.69	
10	 South Australia A	13	 South Austr...	0.62	1:45.79 Entry: 1:46.95 (-1.16)
	Clancy Luscombe (V)	19 (0.62)	13.13	26.28	
	Fletcher Luscombe (V)	22 (0.31)	16.39	56.42	
	Ryan Clifford (V)	19 (0.35)	14.15	1:22.26	
	Harrison Biddell (V)	19 (0.23)	12.33	1:45.79	
11	 Jasi Swim Club A	13	 Jasi Swim ...	0.61	1:45.91 Entry: 1:46.73 (-0.82)
	Oliver Lutton	19 (0.61)	13.53	26.97	
	Curtis Shanks	17 (0.10)	16.68	57.26	
	Hugo Wrathall	19 (0.34)	13.29	1:21.69	
	MunChi Jager	16 (0.47)	12.45	1:45.91	
12	 Coast Swimming Club B	13	 Coast Swi...	0.62	1:46.19 Entry: 1:45.28 (+0.91)
	Donald Tian	14 (0.62)	14.18	27.75	
	Blake Faleafa	18 (0.12)	15.84	56.30	
	Liam Curling	15 (0.32)	14.29	1:22.22	
	Jonathan Swanepoel	17 (0.36)	12.52	1:46.19	
13	 Nelson South Swim Club A	13	 Nelson Sou...	0.62	1:46.36 Entry: 1:45.49 (+0.87)
	William Seymour	18 (0.62)	12.94	25.49	
	Oliver Morton	18 (0.33)	15.43	53.51	
	James Boocock	13 (0.41)	15.77	1:22.10	
	Lono Kalani	15 (0.36)	12.91	1:46.36	
14	 SwimZone Racing A	13	 SwimZone ...	0.55	1:47.40 Entry: 1:48.98 (-1.58)
	Daniel Williams	18 (0.55)	13.04	25.65	
	Michael Smith	17 (0.30)	17.44	57.61	
	Kayne Howat	16 (0.26)	13.72	1:22.62	
	Wairongo Ihimaera	16 (0.01)	13.29	1:47.40	
15	 St Paul's Swimming Club A	13	 St Paul's S...	0.66	1:47.90 Entry: 1:48.32 (-0.42)
	Liam Woods	18 (0.66)	13.76	26.99	
	John Park	16 (0.36)	16.79	57.46	
	Neo Urlich	16 (0.59)	14.47	1:23.71	
	Caign Boonen	16 (0.49)	12.40	1:47.90	
16	 Kiwi ASC A	13	 Kiwi ASC	0.50	1:48.79 Entry: 1:49.25 (-0.46)
	Alfie Weatherston Harvey	16 (0.50)	13.85	27.44	
	Taka Sugiyama	16 (0.19)	17.60	59.50	
	Neo Salomonsson	15 (0.54)	13.99	1:25.09	
	Noah Brummitt	16 (0.17)	12.59	1:48.79	

17	 Aquagym Swimming Club A	13	 Aquagym S...	0.63	1:48.98 Entry: 1:54.81 (-5.83)
	Ethan Cone	19	(0.63) 13.95	27.61	
	Nathan Walker	19	(0.32) 16.61	57.70	
	Nico Solodi	18	(0.30) 14.28	1:23.68	
	Alex Gibson	15	(0.77) 12.87	1:48.98	
18	 Porirua City Aquatics A	13	 Porirua City...	0.62	1:49.57 Entry: 1:50.90 (-1.33)
	Jayden Ng	14	(0.62) 15.41	30.25	
	Joseph Reiher	17	(0.34) 15.71	58.92	
	Eric Yuan	16	(0.31) 14.22	1:24.91	
	Felix Thomas	15	(0.26) 13.10	1:49.57	
19	 Vikings Swim Club Inc B	13	 Vikings Swi...	0.56	1:49.75 Entry: 1:52.75 (-3.00)
	Tyson Lynch	16	(0.56) 13.80	26.99	
	James Rouppe van der Voort	19	(0.54) 17.37	58.65	
	Flynn Grace	16	(0.27) 14.85	1:25.53	
	Callum Lockhart	19	(0.26) 12.72	1:49.75	
20	 Wharenui Swim Club A	13	 Wharenui S...	0.64	1:49.83 Entry: 1:46.74 (+3.09)
	Jayden Lee	13	(0.64) 14.35	28.50	
	Sam McAlister	16	(0.23) 17.14	59.82	
	Joel Verran	18	(0.31) 13.94	1:25.08	
	Soeren Wells	15	(0.20) 13.00	1:49.83	
21	 UWA-West Coast Swimming...	13	 UWA-West ...	0.57	1:49.89 Entry: 1:51.33 (-1.44)
	Zach O'Sullivan (V)	15	(0.57) 14.59	28.62	
	Lucas Wilson (V)	20	(0.34) 16.71	58.75	
	Danilo Zoric (V)	16	(0.77) 14.91	1:26.56	
	Julian Leone (V)	20	(0.44) 12.04	1:49.89	
22	 Pirates Swim Team A	13	 Pirates Swi...	0.61	1:50.24 Entry: 1:51.32 (-1.08)
	Declan Broadfoot	14	(0.61) 14.29	28.32	
	Sean O'Connor-Close	19	(0.35) 16.14	57.77	
	Ionatana BakerSefo	16	(0.26) 15.15	1:24.97	
	Ewan O'Connor-Close	15	(0.24) 13.15	1:50.24	
23	 Tawa Swimming Club A	13	 Tawa Swim...	0.60	1:50.59 Entry: 1:51.81 (-1.22)
	Lucas Commerford	15	(0.60) 14.25	28.30	
	Frederick Mills	14	(0.36) 17.50	1:00.14	
	Nathan Webber	17	(0.47) 14.44	1:26.62	
	Ollie Robinson	17	(0.37) 12.45	1:50.59	
24	 Ice Breaker Aquatics A	13	 Ice Breaker...	0.56	1:51.07 Entry: 1:51.15 (-0.08)
	Sam Rowe	15	(0.56) 14.56	28.61	
	Eric Wong	15	(0.47) 17.02	59.33	
	Alexander Willis	18	(0.32) 14.14	1:25.13	
	Max Chase	14	(0.46) 13.81	1:51.07	
25	 North Canterbury Swim Club...	13	 North Cant...	0.54	1:52.59 Entry: 1:53.39 (-0.80)
	Rylind Wheeler	16	(0.54) 14.22	27.87	
	Jake Cadigan	17	(0.46) 17.17	59.68	
	Jackson Close	16	(0.46) 14.78	1:27.09	
	Robert Thompson	16	(0.16) 13.42	1:52.59	

26	 St Paul's Swimming Club B	13		St Paul's S...	0.57	1:53.52 (-0.20) Entry: 1:53.72
	Alexander Copocean	15	(0.57)	14.42	28.24	
	Christopher Tilley	15	(0.27)	17.44	1:00.63	
	Corne Diener	16	(0.70)	14.73	1:27.84	
	Josiah Joyce	15	(0.15)	13.53	1:53.52	
27	 UWA-West Coast Swimming...	13		UWA-West ...	0.80	1:56.01 (-0.13) Entry: 1:56.14
	Luke O'Sullivan (V)	16	(0.80)	14.40	28.69	
	Alexander Drain (V)	14	(-0.00)	18.46	1:01.91	
	Jeremy Colman (V)	15		15.36	1:30.26	
	Joshua Leighton (V)	14	(0.42)	13.46	1:56.01	
28	 Nga Tai Tuatea a Taraika Sw...	13		Nga Tai Tu...	0.72	1:57.04 (-0.53) Entry: 1:57.57
	William Tye	13	(0.72)	15.29	30.25	
	Luke Kuggeleijn	21	(0.34)	18.13	1:03.45	
	Charlie Dickison	14	(0.51)	15.34	1:31.78	
	Benjamin Kuggeleijn	18	(0.31)	13.24	1:57.04	
29	 Hokonui Aquatics A	13		Hokonui Aq...	0.66	1:57.23 (+1.10) Entry: 1:56.13
	Clark Jamieson	18	(0.66)	14.21	27.78	
	Wyatt Jamieson	15	(0.31)	19.30	1:02.62	
	Joel Wilson	16	(0.27)	15.89	1:31.97	
	Marlin Bennett	15	(0.56)	13.14	1:57.23	
30	 Olympique Noumea Nation A	13		Olympique ...	0.73	1:59.67 (-3.33) Entry: 2:03.00
	Noa Bonhomme (V)	15	(0.73)	14.99	29.95	
	Karyl Laigle (V)	14	(0.68)	18.42	1:04.28	
	Kenzo Meudal Takase (V)	16	(0.58)	14.50	1:30.98	
	Antoine Baldovini (V)	14	(0.61)	14.82	1:59.67	
31	 Porirua City Aquatics B	13		Porirua City...	0.72	2:01.60
	Justin Wang	14	(0.72)	16.09	32.03	
	Patrick Reiher	13	(0.21)	19.05	1:06.51	
	Lewis Parker	15	(0.48)	15.41	1:34.74	
	Asher Thomas	13	(0.35)	14.05	2:01.60	